



## Survey Evaluation Results

In the attachment you will find the evaluation results of the survey Statistics For The Behavioral And Natural Sciences.

Course: 19SPRGS PSYC/SOCI/BIOL 224 OCC

The overall indicator is listed first. It consists of the following scales:

- Course/Instructor Evaluation
- Comments

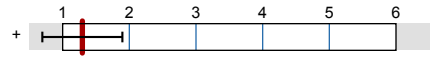
The overall indicator is followed by the individual average values of the scales mentioned above. In the second part of the analysis the average values of all individual questions are listed.

**Zachary Bowersox**  
 19SPRGS PSYC/SOCI/BIOL 224 OCC  
 Responses (Response Rate): 8 / 14 (57.14 %)



Overall indicators

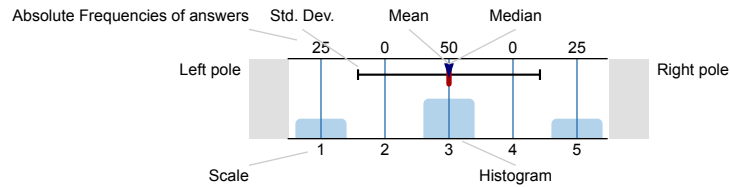
1. Course/Instructor Evaluation



av.=1.3  
dev.=0.6

Legend

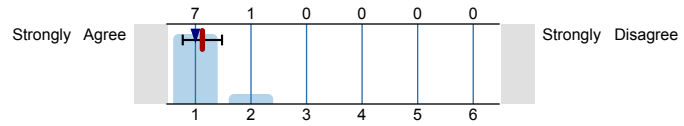
Question text



n=No. of responses  
 av.=Mean  
 md=Median  
 dev.=Std. Dev.  
 ab.=Abstention

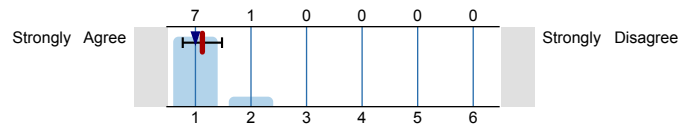
1. Course/Instructor Evaluation

1.1) Course content matched the syllabus.



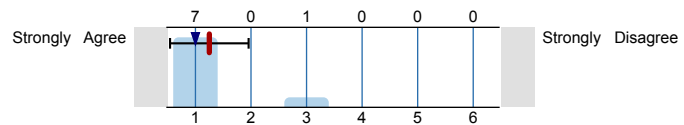
n=8  
av.=1.13  
md=1  
dev.=0.35

1.2) Instructor was well prepared for class.



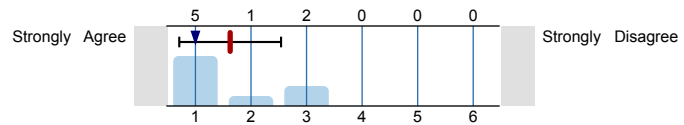
n=8  
av.=1.13  
md=1  
dev.=0.35

1.3) Instructor made effective use of class time.



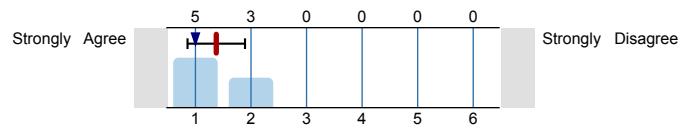
n=8  
av.=1.25  
md=1  
dev.=0.71

1.4) Instructor increased my understanding of the subject.



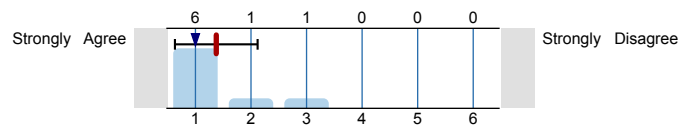
n=8  
av.=1.63  
md=1  
dev.=0.92

1.5) The assignments (e.g. exams, papers, projects, etc.) contributed to my understanding of the course content.



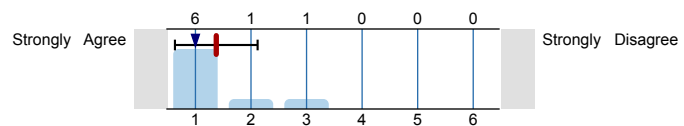
n=8  
av.=1.38  
md=1  
dev.=0.52

1.6) Instructor provided me with helpful feedback (i.e. helpful feedback includes: verbal and/or written, positive and/or negative).



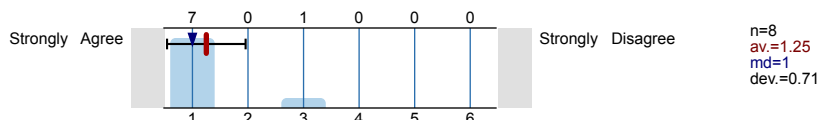
n=8  
av.=1.38  
md=1  
dev.=0.74

1.7) During class this instructor responded to students' questions and comments in a way that furthered my learning.

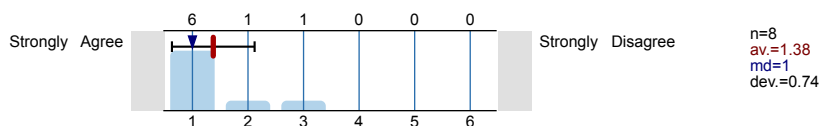


n=8  
av.=1.38  
md=1  
dev.=0.74

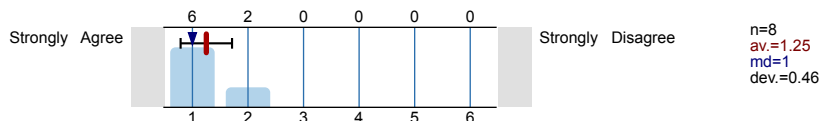
1.8) Instructor created an environment conducive to learning.



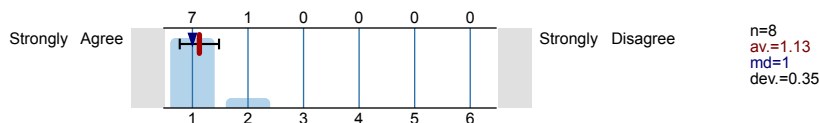
1.9) Instructor set high expectations for me.



1.10) Instructor expected me to take responsibility for my own part of the learning process.



1.11) Instructor graded my assignments (e.g. exams, papers, projects, etc.) in a timely manner.



## 2. Comments

2.1) In what ways did this instructor excel in teaching this course? Please be specific.

- Answered questions well.
- Dr. Bowersox was always very well prepared for class, even when classes went to virtual access. He answered emails very quickly. It was nice to know that he was always there for us. He made it very clear in every announcement and email to reach out if he had any questions or concerns and he stuck to his word on this. Dr. Bowersox overall made my first statistics class a great experience.
- Prompt with responding to emails with questions or concerns about assignments!
- The professor is very laid back and also very helpful. He is very relatable and down to earth which removes alot of stress from the course.
- The professor was always available to ask questions and was very easy to work with if you needed to meet during office hours for any make-up work.
- Zack was extremely welcoming and always open for questions and clarification. He was always prepared for class and made it interesting. He graded things as fast as a teacher can and it was nice because then while the test or assignment was fresh in our minds we could ask questions on what we missed.

2.2) In what ways could this instructor improve when teaching this course? Please be specific.

- I believe Zack was an amazing teacher and I don't think he needs to teach the course in any other way. I would highly recommend to others to take a class with him if needed.
- Maybe provide more math examples with numbers instead of having words to explain it. It was hard for me to figure out the math problems if I didn't have an example using numbers.
- Stay focused. Sometimes we would have more content to go through but he would end classes early just because he felt like it (tired, bored, etc...).
- The instructor could improve by learning different ways of describing some of the material. I found myself very confused a lot and when I would ask questions the answer given did not always clear that confusion up.
- The teaching style is a little vague, making it hard to return to past notes or presentations for assistance. An increase in homework or in class activities to further understand the information. The grading of tests is slightly inconsistent and hard to understand.

# Profile

Subunit: OC-BIOL  
 Name of the instructor: Zachary Bowersox  
 Name of the course: Statistics For The Behavioral And Natural Sciences  
 (Name of the survey)

Comparative line: 19SPRGS compilation

Values used in the profile line: Mean

## 1. Course/Instructor Evaluation

Item	Strongly Agree	Agree	Neutral	Disagree	Strongly Disagree	n	av.	md	dev.
1.1) Course content matched the syllabus.						8	1.13	1.00	0.35
1.2) Instructor was well prepared for class.						8	1.13	1.00	0.35
1.3) Instructor made effective use of class time.						8	1.25	1.00	0.71
1.4) Instructor increased my understanding of the subject.						8	1.63	1.00	0.92
1.5) The assignments (e.g. exams, papers, projects, etc.) contributed to my understanding of the course content.						8	1.38	1.00	0.52
1.6) Instructor provided me with helpful feedback (i.e. helpful feedback includes: verbal and/or written, positive and/or negative).						8	1.38	1.00	0.74
1.7) During class this instructor responded to students' questions and comments in a way that furthered my learning.						8	1.38	1.00	0.74
1.8) Instructor created an environment conducive to learning.						8	1.25	1.00	0.71
1.9) Instructor set high expectations for me.						8	1.38	1.00	0.74
1.10) Instructor expected me to take responsibility for my own part of the learning process.						8	1.25	1.00	0.46
1.11) Instructor graded my assignments (e.g. exams, papers, projects, etc.) in a timely manner.						8	1.13	1.00	0.35

# Profile Line for Indicators

Subunit: OC-BIOL  
Name of the instructor: Zachary Bowersox  
Name of the course:  
(Name of the survey) Statistics For The Behavioral And Natural Sciences

Comparative line: 19SPRGS compilation

1. Course/Instructor Evaluation



av.=1.30  
av.=1.58

dev.=0.60  
dev.=0.99